

## Directions to Bethesda Medical @ TPY

**Address:** Blk 500, Toa Payoh Lorong 6, #04-33, TPY HUB, S310500





(Enter lift lobby beside POSB bank at level 1, take lift to Level 4; clinic is by the escalator)

**Nearest MRT:** Toa Payoh MRT, Exit A (3 mins walk)

**Tel:** 6253 5600; **Email:** tpy@bethesda.com.sg

### Directional Video:

<https://drive.google.com/file/d/1IQYqPQovyKHvjVDv9vkU68gqPbNjKX7Q/view?usp=sharing>

1. Alight at Toa Payoh MRT	2. Take a left turn and go up the escalator via Exit A
	
3. Turn left and enter TPY Hub	4. Take the lift at Level 1 beside POSB, go up to Level 4
	
5. Take a left turn upon exiting the lift and walk towards the escalator area	6. Bethesda Medical @ TPY is on the right beside the escalator
