

Bethesda
MEDICAL
#TowardsaHealthierYou



LIQUID BIOPSY CANCER SCREENING

Get an **INSIGHT** into your health today



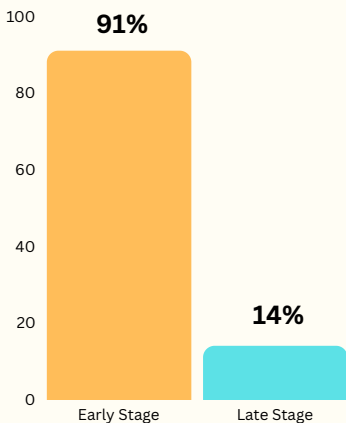
Why should we screen for cancer?

As illnesses manifest prior to displaying symptoms, the onset of cancer symptoms is frequently not evident until a later stage.

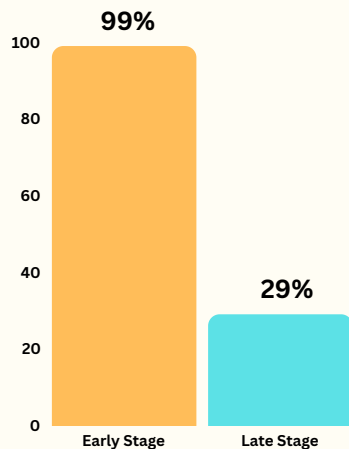
Cancer has the potential to impact anyone, with statistics indicating that 1 in 2 women and 1 in 3 men will experience cancer during their lifetime.¹

The timely detection of cancer can significantly impact outcomes, as early identification facilitates more effective treatment, making it easier to manage the disease.

Colorectal cancer survival rate by stage ²

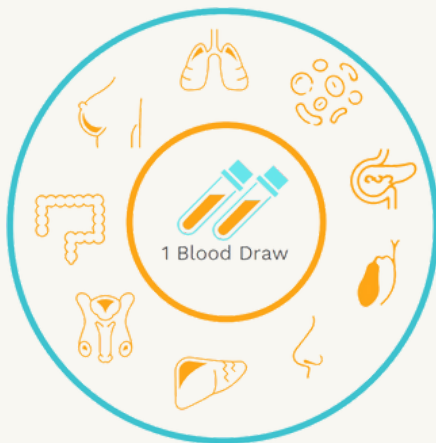


Breast cancer survival rate by stage ²



What is LucenceINSIGHT™ ?

LucenceINSIGHT™ is a multi-cancer early detection(MCED) tool that screens for the signal of multiplecancers in one simple blood draw.



LucenceINSIGHT™ is based on a proprietary ampliconbased technology to screen for the signal of cancer with a specificity of 99.2%. The test detects cancer-associated alterations circulating in blood. Advanced sequence analysis predicts the site of origin. The report will present your result as Areas of Concern, with an accuracy of 90%.

Cancer Types

10

Specificity

99.2%

Tumor Origin
Prediction

90%

LucenceINSIGHT™ is recommended for use in conjunction with existing screening tools for individuals without a personal history of cancer.

What results can I expect?

If result shows "Cancer Signal: **Detected**"?

Recommended to consult
your doctor for further
evaluation

If result shows "Cancer Signal: **Not Detected**"?

To continue following
routine screening
recommended by your
healthcare provider.

Cancer symptoms often do not visibly appear in the body until later. Cancer can affect any of us. Detecting cancer early enough can make a difference because cancer is easiest to treat when it is found early.

**Learn more about
Liquid Biopsy
Cancer Screening**



Liquid Biopsy Cancer Screening

LucenceINSIGHT™ - \$2800 | LucenceINSIGHT™ PLUS - \$4200

How does LucenceINSIGHT™ work?



2 tubes of blood (~18mL) are required.



Evaluates the signal of 10 common types of cancer in Asia, including lung, breast and the colorectum.



Proprietary Next Generation Sequencing approach to increase screening sensitivity.



Screening for viruses such as EBV (Epstein-Barr virus) which is an associated pathogen of cancer.

This pamphlet is not intended for the purpose of providing medical advice.

All information, content, and material of this pamphlet are for informational purposes only and are not intended to serve as a substitute for the consultation, diagnosis, and/or medical treatment of a qualified physician or healthcare provider.

Always seek the advice of your physician or other qualified healthcare provider for information you may need regarding a medical condition.

References

1. American Cancer Society. <https://www.cancer.org>
2. National Cancer Institute. <https://seer.cancer.gov/>
3. Pek M. et al. J Clin Oncol 2023 41:16_suppl, 3052-3052.

LUCENCEINSIGHT™

Available in the following panels:

	LUCENCE INSIGHT™ PLUS	LUCENCE INSIGHT™
LUNG	✓	✓
BREAST	✓	✓
COLORECTAL	✓	✓
PROSTATE	✓	✓
LIVER	✓	✓
NOSE	✓	✓
BILE DUCT	✓	✓
PANCREAS	✓	✓
ACUTE MYELOID LEUKEMIA	✓	
CHRONIC MYELOID LEUKEMIA	✓	

LucenceINSIGHT™ PLUS also covers the following

CHIP*

✓

* Clonal hematopoiesis of indeterminate potential (CHIP) is a common age-related bone marrow phenomenon associated with both an increased risk of developing cardiovascular disease and hematologic cancers.

Bethesda MEDICAL

#TowardsaHealthierYou

**SKIP THE QUEUE, BOOK YOUR
APPOINTMENT TODAY**



info@bethesda.com.sg



www.bethesdamedical.com.sg

**VISIT OUR WEBSITE FOR MORE
INFORMATION**